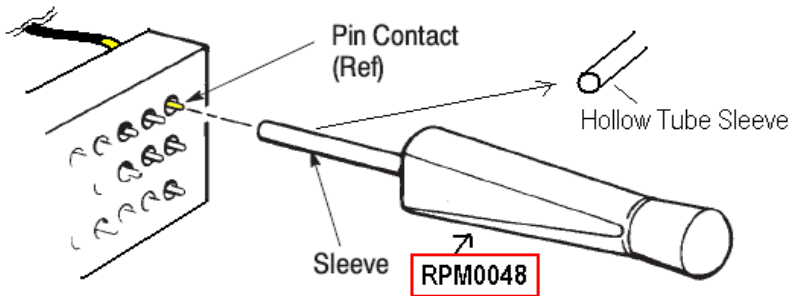


EXTRACTION PROCEDURE FOR DME SMART SERIES MALE CRIMP CABLE PINS

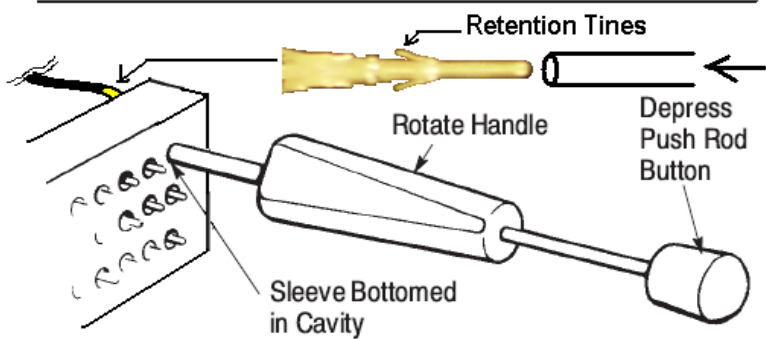
Proceed as follows: **USING RPM0048 Extraction Tool**

WITH ALL POWER "OFF"

1. "Unseat" the contact retention spring from the housing contact cavity retention ledge by exerting a small amount of force on the back of the contact. In the case of larger wire with sufficient column strength, push on the contact wire.
2. Align the sleeve of the tool with the contact to be removed.



3. Holding the handle, insert the sleeve straight into the contact cavity until it bottoms. To help determine if the extraction tool is fully seated on the housing retention ledge, thereby ensuring that the retention tines are fully retracted, a mark can be placed on the tool's sleeve when it comes to rest on the retention ledge of an empty housing contact cavity. Allow the push rod button to "back out" of the handle as shown.

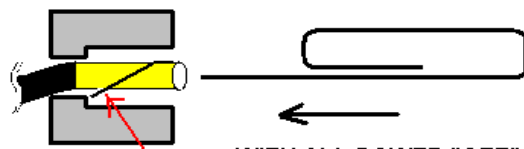


4. Rotate handle to ensure contact locking lance has released.
5. Keep the sleeve firmly bottomed in the cavity, and depress the push rod button. The contact will eject as the button is depressed.

NOTE *If the contact becomes lodged in the circuit cavity, and excessive force must be used to extract the contact, verify that all of the contact retention tines are still attached to the contact after removal, and have not been embedded in the housing cavity.*

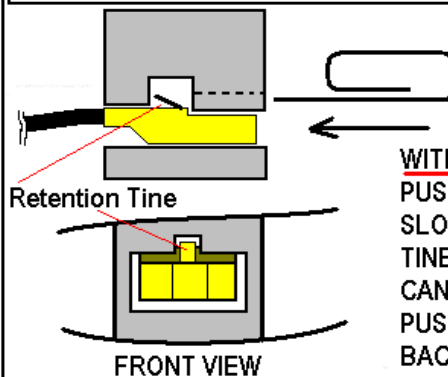
6. Remove the tool from the contact cavity.

EXTRACTION PROCEDURE FOR DME SMART SERIES FEMALE CRIMP CABLE PINS



WITH ALL POWER "OFF"
 PUSH PAPER CLIP INTO FEMALE CRIMP PIN TO PUSH RETENTION TINE SO PIN & WIRE CAN BE PULLED OUT THE BACK OF THE CONNECTOR

EXTRACTION AND INSTALLATION OF CLIPS INTO THE WHITE DME SMART SERIES MAINFRAME EDGE CARD CONNECTOR



WITH ALL POWER "OFF"
 PUSH PAPER CLIP INTO SLOT TO PUSH RETENTION TINE DOWN SO THE CLIP CAN THEN BE PUSHED/PULLED OUT THE BACK OF CONNECTOR.

ANTI-ARC CLIP POSITION NO WIRE ON CLIP FOR THIS FEATURE

SMART SERIES MAINFRAME

SNAP CLIP IN FROM BACK WITH SAME RPM0046 CLIP.

CKF 3 1 2 G Edge Card Kit for All Smart Series PC Board Mainframes
 Just a Package of Clips are RPM0046

DME CRIMP TOOL WHT1919

