




DME XPress™ B-Series Mold Base

PRECISION INTERCHANGEABLE PLATES, FULLY FEATURED, IMMEDIATE SHIPMENT

The all new DME XPress mold base sets the standard for immediate shipment with **58,000 combinations ready for same or next day shipment.**



THE DME XPRESS ADVANTAGE

Stress Relieved & Pre-Hardened Steel

- Increases your cutting speeds
- Reduces machine center spindle time
- Avoid unnecessary downtime
- Extended tool life
- DME #3 premium P20 steel - "Machined 4 Quality"


Interchangeable plates

- Precision machined
- Repeatable
- Replacement plates ship same day

Off the Shelf

- 58,000 configurations
- Engineered and validated
- Immediate shipment*

Immediate Quotes and Orders - eStore

- Configurable mold base
- Real-time pricing on-line 24/7
- Add to , Order
- Emailed confirmation

Configure, Price, Order < 1 Minute

Contact Milacron - DME

For more information or delivery options contact at:
800-626-6653 (U.S.) • 800-387-6600 (Canada) • 248-398-6000 (Worldwide).
www.dme.net

<https://store.milacron.com>

Keyword search: **XPRESS**

*Plates ≥ 5 7/8" thick may require additional time for delivery.

IT'S ALL IN THERE!

Finished Precision Interchangeable Plates,
Fully Featured, Immediate Shipment

STANDARD MOLD BASE FEATURES INCLUDE:

- 5 Plate B-Series Design
- 23 Sizes – 8" x 8" to 19" x 24"
- 7 AC/B-Plate thicknesses – 1-7/8" to 5-7/8"
- 126 A/B-Plate combinations
- Rail Heights 2.5" - 4.5"
- #3 Premium P20 steel for AC and B-Plates
- Steel Finish Ground ± .001"
- Center Holes - A-side only (optional)
- Guided Ejection - System #3 (optional)
- Return Pins – inboard (prevents spring breakout)
- Locating Ring (optional)
- Sprue Bushing (optional)
- Vented Leader Pins
- Clamp Slots
- Pry Bar Slots on parting line and ejector plate
- Chamfering on all plate edges
- Stop Disks
- 3-Piece Ejector Housing with shoulder bolts

XPRESS MOLD BASE STEEL

DESCRIPTION	STEEL	T	W X L
AC-Plate	#3	±0.001	±0.002
B-Plate	#3	±0.001	±0.002
Rails	#1	±0.001	+0/-0.004
Ejector Retainer Plate	#1	±0.015	+0/-0.004
Ejector Plate	#1	±0.015	+0/-0.004
Bottom Clamp Plate	#1	±0.001	±0.002





DME XPress™ B-Series Mold Base

Get XPress 3D CAD data: Go to: www.dme.net/xpresscad


3D CAD data available in SolidWorks® Parametric, Creo Parametric, and Parasolid.

TO ORDER AN XPRESS MOLD BASE:

Go to the Milacron/DME eStore: store.milacron.com, select configurator tab and DME Americas online store. Click on DME XPress B-Series TAB and configure your XPress mold base through the following 5 steps:

- 1 Configure your new mold base by choosing one choice for each selection option.
- 2 Sprue Bushing "O" 3 Sprue Bushing "R" 4 Locating Ring 5 Quantity

Example Part Number for highlighted selections: **XPB1012 -17 -17 -35 -GE -3**



1		XP	B	1012	-17	-17	-35	-GE	-3					
FAMILY	SERIES		BASE	SIZE (W" X L")	AC	THICKNESS	BP	THICKNESS	RAIL	HEIGHT	EJECTION		A/B PLATE MATERIAL	
XP	A	A Series	0808	7.875 x 7.875	7*	0.875"	7	0.875"	25 [†]	2.50"	GE	Guided Ejection	3	P20
XP	B	B Series	0812	7.875 x 11.875	13*	1.375"	13	1.375"	30	3.00"				
			1008	9.875 x 8	17	1.875"	17	1.875"	35	3.50"	NG	No Guided Ejection		
			1012	9.875 x 11.875	23	2.375"	23	2.375"	40	4.00"				
			1016	9.875 x 16	27	2.875"	27	2.875"	45	4.50"				
			1112	10.875 x 12	33	3.375"	33	3.375"						
			1114	10.875 x 14	37	3.875"	37	3.875"						
			1118	10.875 x 18	47	4.875"	47	4.875"						
			1212	11.875 x 12	57	5.875"	57	5.875"						
			1215	11.875 x 15	7NCH*	0.875"								
			1220	11.875 x 20	13NCH*	1.375"								
			1315	13.375 X 15	17NHC	1.875"								
			1318	13.375 X 18	23NHC	2.375"								
			1321	13.375 X 20.75	27NHC	2.875"								
			1518	14.875 x 17.875	33NHC	3.375"								
			1524	14.875 x 23.75	37NHC	3.875"								
			1616	15.875 x 16	47NHC	4.875"								
			1620	15.875 x 20	57NHC	5.875"								
			1623	15.875 x 23.5										
			1818	17.875 x 18										
			1820	17.875 x 20										
			1823	17.875 x 23.5										
			1924	19.5 x 23.75										

2

0 - 7/32"

SPRUE ORIFICE	
0	5/32"
	7/32"
	9/32"
	11/32"
	Omit

3

R - 1/2"

SPRUE RADIUS	
R	1/2"
	3/4"
	Omit

4

L - 6501

LOCATING RING		DESCRIPTION
L	6501	3.99 Ø Standard
	6521	3.99 Ø Standard, Extra Length
	6504	3.99 Ø Clamp Type
		Omit

5 SELECT A QUANTITY

6 ADD TO ORDER

– A & B-Series plates with no additional letters include center hole in the TCP & AP, or AC plates.

– **NCH** = No center hole in the TCP and AP plate for the A-Series or the AC plate for B-Series

* 7/8" and 1 3/8" available only in the A-Series

† = 2.5" Rails only available in base sizes 0808 to 1118

XPRESS MOLD BASE STEEL COMPOSITION

- #1 Steel: AISI 1045, 1.1730 or equivalent, stress-relieved, annealed
- #2 Steel: AISI 4130, 4140 or equivalent, stress-relieved, pre-hardened, 28-34 HRC
- #3 Steel: AISI P20, DIN 1.2311, G40CrMnMo7 or equivalent, stress-relieved, pre-hardened, 28-35 HRC

XPRESS MOLD BASE SUPPORT MATERIAL

- 3D CAD data available for download: Solidworks® Parametric, Creo, & Parasolid drawings
- Product Specifications
- Product Features
- ONE YEAR Manufacturers Warranty