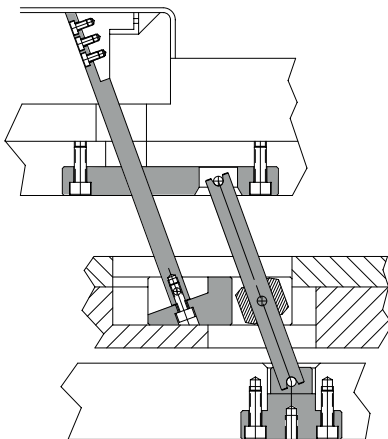


VectorForm® Lifter Systems

- 30°+ Angle – Half the stroke for the same undercut
- Simple plate machining
- Easy installation
- May be ganged
 - Multiple systems may be “ganged” to lift a large lifter core
 - A single system can lift multiple lifter cores
- Accelerate or decelerate the motion of the lifter core relative to the ejector plate
- Cooling may be added
- Design flexibility is improved

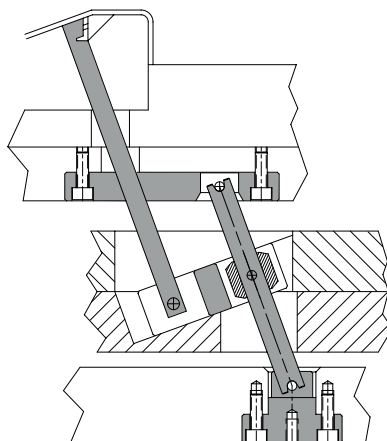


Standard



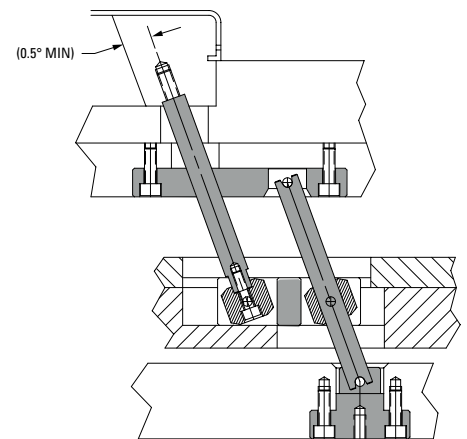
Standard Slide Base shown in typical ejector plate installation shown

Universal



Universal Slide Base shown in typical ejector plate installation shown


Joint



Angled Slide Base installation may be used to accelerate or decelerate the action of the VectorForm Lifter System. In this example, the VectorForm Lifter System movement is decelerated relative to the movement of the ejector plate.

UniLifter® Lifter Systems

- Standard components simplify mold design and construction for release of molded undercuts
- Radius dovetail design lets core blade seat automatically at the required angle
- Smooth travel of U-Coupling in T-Gib eliminates heel binding often encountered in other fixed angle designs
- Wide size selection covers more applications than similar standardized systems
- H-13 core blades for easy conventional machining
- Aluminum Bronze blades for high heat transfer application
- Inch or metric



TYPICAL APPLICATION:

MOLD AND RELEASE INTERNAL UNDERCUT

