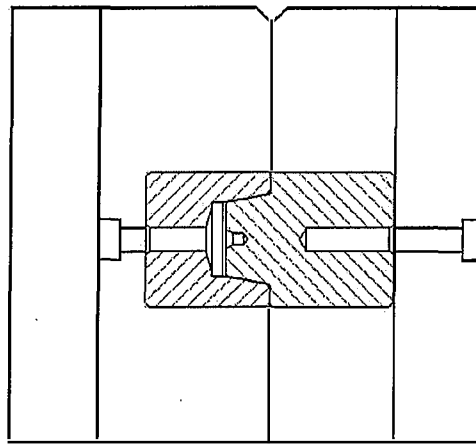
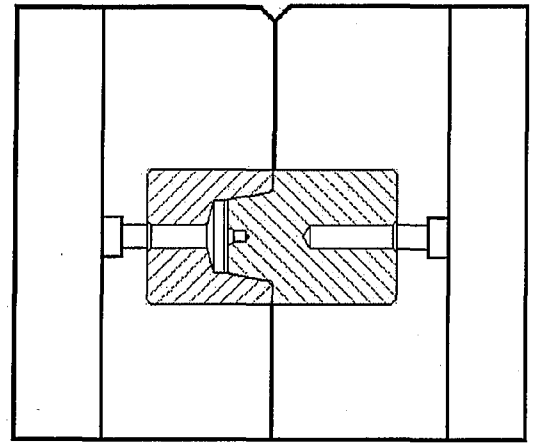


THROUGH



COMBINATION



BLIND

The above illustration shows three typical installations using DME tapered interlocks to suit different mold requirements. Shoulder plates are used with "through" construction, but not in "blind" pockets. Different "combinations" of through and blind construction may be used for a variety of applications.

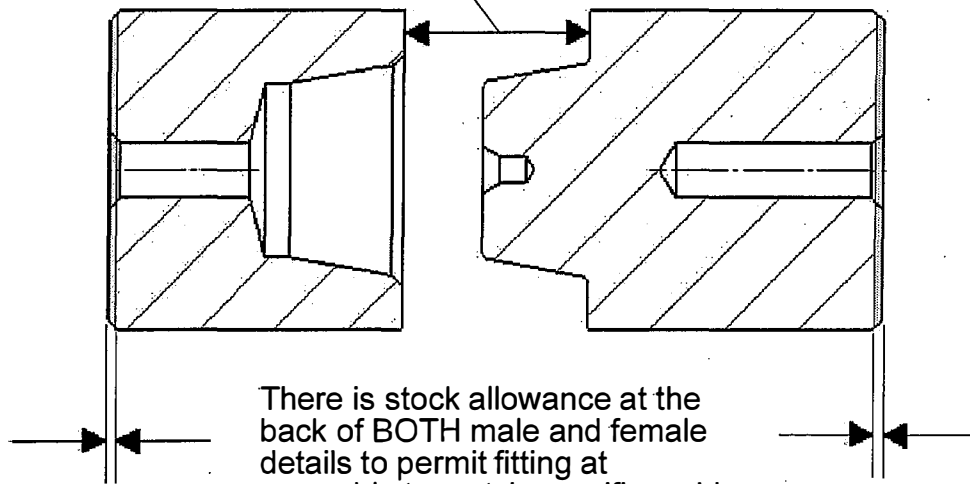
In order to obtain accurate registry with tapered interlocks, the installation holes or pockets must be accurately aligned. For this reason, through construction is the recommended because the two plates can be clamped together and line-bored. Combination construction can also be line-bored or at least partially line-bored to create a pilot of the blind pocket. Blind pocket construction in both plates is the most difficult installation. Close attention is required to make certain the two pockets line up.



**DME Company LLC**

29111 STEPHENSON HIGHWAY  
MADISON HEIGHTS MI 48071  
800-626-6653

The tapered interlocks are **intended to seat on the taper and NOT the face** of the interlock. This provides positive alignment without the need for the face of the male and female to touch. There could be a gap of 0.000" to 0.005" between the faces of the interlock in mold closed position.



There is stock allowance at the back of BOTH male and female details to permit fitting at assembly to match specific mold plate thicknesses and / or pocket depths.