

Mold Date Inserts

Dual-Ring Mold Dating Inserts



Dual-Ring Mold Dating Insert

Offers the Ultimate in Date Insert Flexibility

Patented Indexable Mold Date Insert Technology


The new Dual-Ring Mold Dating Insert from D-M-E features a date insert valid for six years and is based on Indexable Mold Date Insert technology.

The Dual-Ring Insert eliminates the need to install two date inserts or change the inner insert each year. This easy-to-use indexable insert provides the flexibility you need to keep your mold dating current, especially as the lifetime of molds becomes shorter.

- Outer ring: 12 months, months 1 through 12
- Inner ring: 6 years + arrow (arrow points to month)
- Center insert: arrow (points to year & adjusts position of both arrows)

Features and Benefits

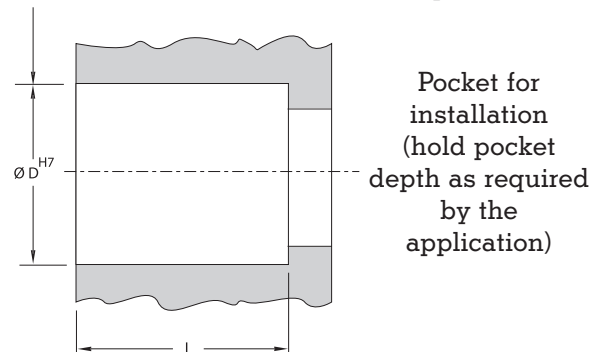
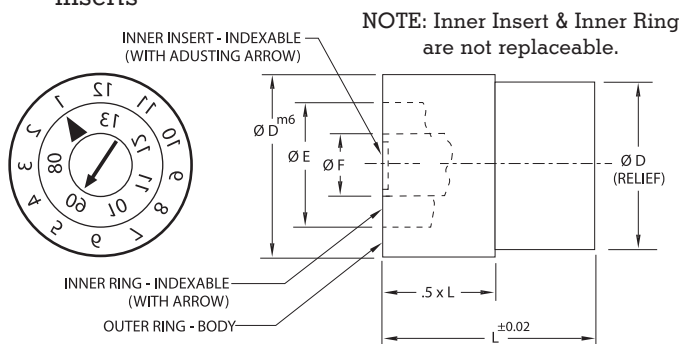
- Double indexable: both arrows independently "click into position"
- Change positions easily with only a screwdriver using arrow in inner insert
 - Turn clockwise to change "year" arrow (6 years)
 - Turn counter-clockwise to change "month" arrow (12 months)
- All inserts remain flush when rotated
- Dual-Ring Insert may be interchanged for the 10mm, 8mm to 6mm diameter Indexable and Front Removable inserts



Patent Pending

Installation and Machining

- Press-fit installation required
- Maintain a close tolerance press fit. Too loose a fit could allow the insert to move out of position, while too tight a press fit might prevent the inner insert and inner ring from rotating when required
- Accurately measure the $\varnothing D$ for each part and machine hole to provide about 0.005mm (.0002") press fit



$\varnothing D$	Tolerance	
	m6	H7
10	+0.015 to +0.006	0.000 to -0.015
8	+0.006 to +0.015	0.000 to +0.015
6	+0.004 to +0.012	0.000 to +0.012

information KEY:

- D** = Outside Diameter
E = Outside Diameter of Inner Ring
F = Outside Diameter of Inner Insert
G = Hole Diameter
L = Length
- Material:** Corrosion-resistant Stainless Steel
Hardness: 53 \pm 3 HRC
Max. Temp: 150°C (300°F)
Dimensions: All dimensions are in mm, except as noted

Dual-Ring Mold Dating Insert – MDDimensions and Assembly

Part#	$\varnothing D$	$\varnothing E$	$\varnothing F$	L length	Price Each
MD1020*	10	6.4	3.2	12	\$118.05
MD0820*	8	5.3	2.5	10	Call
MD0620*	6	3.8	1.8	10	Call

When ordering, add last two digits of engraved year required where asterisks () are shown in item number (e.g., MD1020*: MD102007)

featuring the best of:

271b