




# MUD Quick-Change™ Systems


**MUD** MASTER  
UNIT DIE

Increased productivity,  
decreased tooling costs



**D-M-E**

## Benefits of the Master Unit Die concept



Enhanced series insert


- Reduces overall tooling investment
- Facilitates lean manufacturing
- Cuts setup time and labor costs
- Maximizes production uptime
- Simplifies mold installation
- Improves mold design efficiencies
- Enables incremental cavity expansion
- Easier maintenance, handling and storage



Solid style insert


### MUD frames and inserts

The MUD Quick-Change™ System is available in three frame styles (the MUD U frame, the MUD H frame, and the MUD Double H frame) and in sizes suitable for the smallest air-operated molding machines up to 500-ton machines. Insert molds are available in standard or T-style design. All Quick-Change frames are precision made to exacting tolerances and are easily matched to the specifications of individual machines. Each frame is engineered for extra strength and rigidity, and is designed for maximum molding versatility.



### U Series Quick-Change™ frames


Ideally suited for injection molding, the MUD U frame offers tremendous design flexibility. It is the most popular type of MUD frame. The U frame accepts both standard and T-style companion insert molds. Designed to accept a single interchangeable insert mold, the versatile MUD U frame can be easily adapted to double insert production with the addition of an optional removable center bar and two smaller inserts. The Master Unit Die Instant Connect™ waterline system is an exceptional option.



### Double H Series Quick-Change™ frames

Double H frames offer all of the benefits of H frames with twice the production because they enable simultaneous molding of four insert molds. Blank inserts or runner shut-offs may be used to permit running of fewer than four insert molds.

Like the MUD H frame model, the benefits of both Quick-Change tooling and hot runner molding can be combined with the addition of a manifold system.





## Companion insert molds

Companion interchangeable insert molds for Master Unit Die Quick-Change frames offer mold designers, moldmakers and molders almost unlimited application flexibility. Available in a wide range of sizes and in your choice of steel type, all MUD inserts are interchangeable with matching frames. The two basic styles are T-Style Companion Inserts and Standard Style Companion Inserts.



### Standard style companion inserts

Standard Style Companion Inserts are an interchangeable style that offers maximum economy. Available in both solid and laminated construction, including three- and four-plate configurations, Standard Style Companion Inserts include the same basic options and features offered with the T-style.

### T-Style companion inserts

Highly popular because its interchangeable style offers maximum projected mold area, T-Style Companion Inserts are available in laminated construction including three- and four-plate configurations. T-style insert options and features can include a choice of injection methods, as well as machining for stripper plates and other special applications.

## H Series Quick-Change™ frames



MUD H frame models offer simultaneous molding of two standard style companion insert molds. One insert mold can be run by installing the blank insert to block off one section of the frame. The mold ejector system can be tied to the frame master ejector plate with optional interlocking rails. H Series frames are well suited to both injection and transfer molding applications. A hot runner manifold can be added to combine the benefits of Quick-Change systems with hot runner molding.

## The MUD Quick-Change™ system for standard mold bases

The MUD Quick-Change Adapter Frame System can accomplish standard mold base production changeovers in less than 10 minutes.

The system is based on a MUD frame that remains in the molding machine during changeovers. Standard mold bases equipped with companion ear plates are interchanged within this adapter frame and easily slide in and out of the adapter frame.

Just one adapter frame accommodates an unlimited number and size of standard mold bases. While these frames can remain in the machine indefinitely, they are easily transferred to other machines.


MUD Quick-Change adapter frames and companion ear plates are available in six standard sizes. Each size accommodates a wide range of standard mold bases.

Selecting the largest adapter frame that fits a molding machine allows interchanging standard mold bases up to the machine's maximum capacity. The addition of the MUD Instant Connect waterline system permits extraordinarily fast changeover of standard mold bases.



## Master Unit Die – World's Leading Quick-Change™ Systems

The Master Unit Die Quick-Change™ System concept was created in 1958 to achieve the objectives of increased productivity and decreased cost. Through advancement in molding technology, the innovative MUD Quick-Change System not only increases productivity by improving uptime, but may also reduce tooling costs.



**D-M-E**  
A Milacron Company

**D-M-E Company  
World Headquarters**  
29111 Stephenson Highway  
Madison Heights, MI 48071  
800-626-6653 *toll free*  
248-398-6000 *tel*  
888-808-4363 *toll-free fax*  
info@dme.net *e-mail*  
www.dme.net *web*

**D-M-E of Canada, Ltd.**  
6210 Northwest Drive  
Mississauga, Ontario, L4V 1J6  
800-387-6600 *toll free*  
905-677-6370 *tel*  
800-461-9965 *toll-free fax*  
info@dme.net *e-mail*

**D-M-E Europe  
D-M-E Belgium C.V.B.A.**  
Industriepark Noord  
B-2800 Mechelen, Belgium  
32-15-215011 *tel*  
32-15-218235 *fax*  
dme\_europe@dmeeu.com *e-mail*

